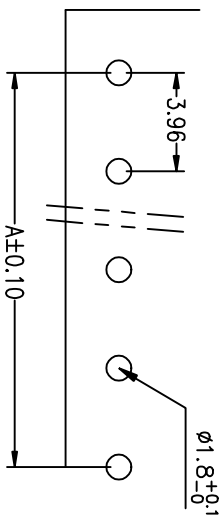
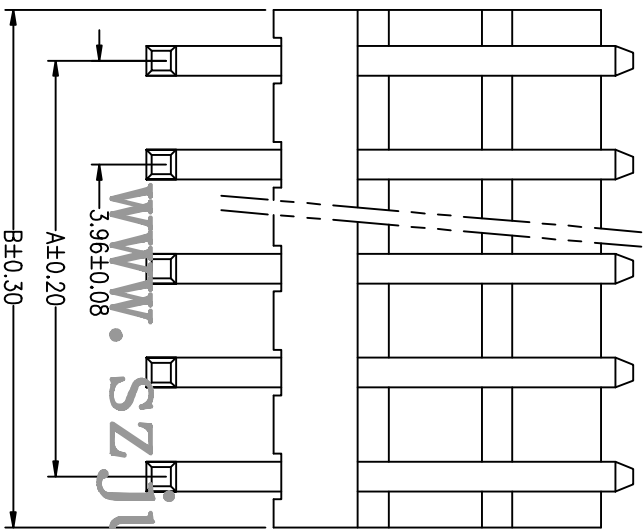
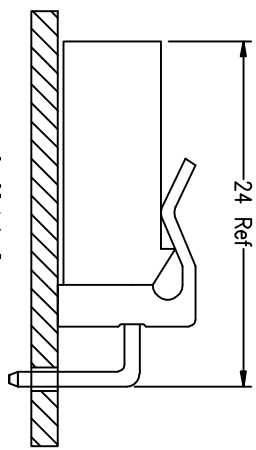
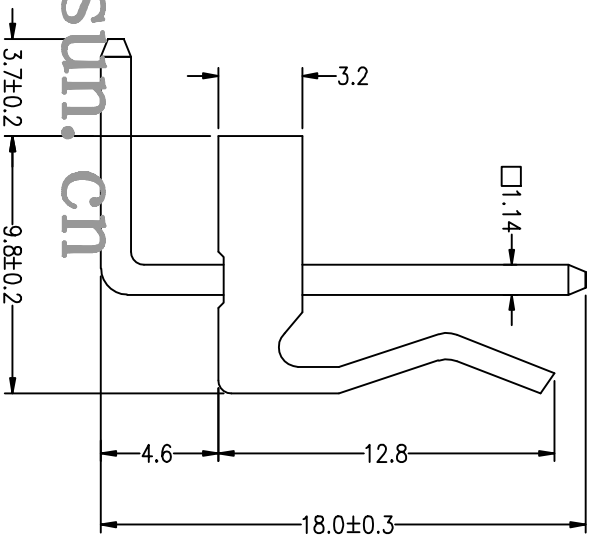


Poles	A	B
2A	3.96	7.92
3A	7.92	11.88
4A	11.88	15.84
5A	15.84	19.80
6A	19.80	23.76
7A	23.76	27.72
8A	27.72	31.68
9A	31.68	35.64
10A	35.64	39.60
11A	39.60	43.56
12A	43.56	47.52
13A	47.52	51.48
14A	51.48	55.44
15A	55.44	59.40
16A	59.40	63.36



PCB尺寸  
PCB LAYOUT



安装尺寸  
MOUNTING MEASUREMENT

技术参数 SPECIFICATIONS

- ◆ 间距: 3.96 Pin: 3.96
- ◆ 线数: 2-16 线数: 2-16
- ◆ 适用线规: AWG#24-#18
- ◆ Applicable: AWG#24-#18
- ◆ 额定电压: AC,DC,250V (有效值)
- ◆ Voltage rating: AC,DC,250V (rms)
- ◆ 额定电流: 5.0A,AC,DC
- ◆ Current rating: 5.0A,AC,DC
- ◆ 耐压值: 1500V AC/infinite
- ◆ Withstand voltage: 1500V AC/infinite
- ◆ 工作温度: -25℃~+85℃
- ◆ Working Temperature: -25℃~+85℃
- ◆ 绝缘电阻: > 1000 MΩ
- ◆ Insulation resistance: > 1000 MΩ
- ◆ 接触电阻: ≤ 0.02 Ω
- ◆ Contact resistance: ≤ 0.02 Ω

接触件 TERMINAL

- ◆ 插针: 黄铜
- ◆ Pin: Brass

本体: Housing

- ◆ 材质: 尼龙 UL94V-0
- ◆ Material: Nylon UL94V-0

包装方式 PACKAGE

- ◆ 管装 Pipe Package

<b>巨赛实业(深圳)有限公司</b> JUSUN INDUSTRIAL (SHENZHEN) CO.,LTD		PART NO.: <b>3.96-16AW</b>	
1 ± .1 ± 0.20 .10 ±	1 ± .1 ± 0.1* .10 ±	MAT'L FINISH Q'TY DR:	APPD: CHD: DATE: 2016.12.12 SCALE: 1:1 SHEET: 1/1 REV: XI
CIS PART NO.:		VERSION: VI.0	

REV	DESCRIPTION	MARK
XI	First edition	