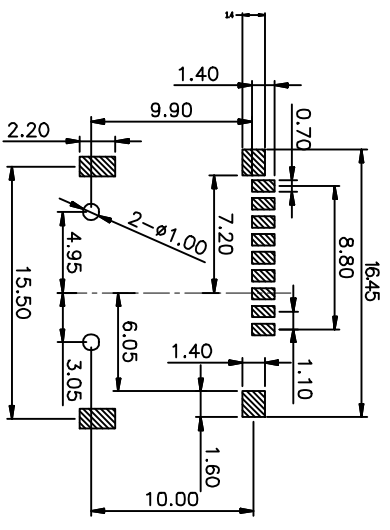
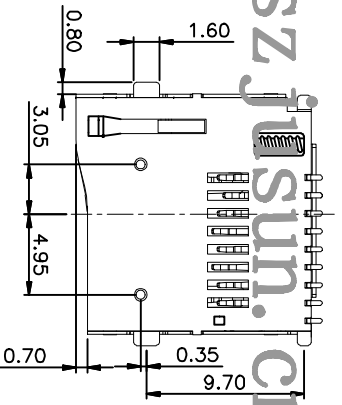
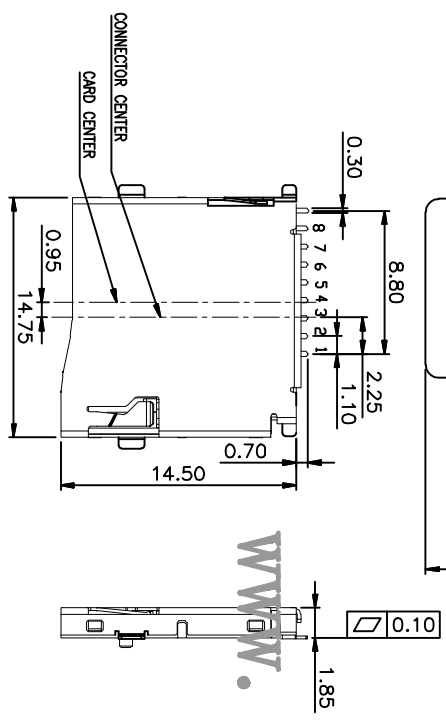
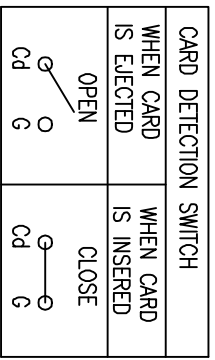
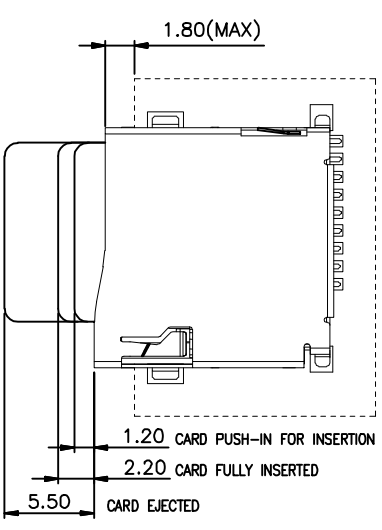


REV.	ECN NO.	LOCAS.	DESCRIPTION	DATE	DESIGN
A			RELEASE TO CUSTOMER	130205	HANG



PCB LAYOUT TOP VIEW
(TOLERANCE:±0.05)

Pin No.	Pin assignment	Pin No.	Pin assignment
1	DMT2	5	CLK
2	CD/DAT3	6	VSS
3	CMD	7	DAT0
4	VDD	8	DAT1

DIM	TOL	DIM	TOL
X	±0.30	X	±4.0°
X.X	±0.25	X.X	±3.0°
X.XX	±0.20	X.XX	±2.0°
X.XXX	±0.10	X.XXX	±1.0°

THIS DRAWING CONTAINS INFORMATION THAT IS PROTECTED BY PATENT.
TECHNOLOGY AND SHOULD NOT BE COPIED WITHOUT WRITTEN PERMISSION.

JUSUN 巨赛实业(深圳)有限公司
JUSAI INDUSTRIAL (SHENZHEN) CO.,LTD

DRAW NO.: 070-014-0804 DATE: DRAW NAME: T-FLASH CARD CONNECTOR PUSH TYPE A06

DESIGN: CHECK: APPROVED: P/N NO.: TF-070-014-0804 FILE:

UNIT: mm SHEET: N/A MODEL: REV. A SCALE N/A

Specification

***Electrical Characteristics:**
 Contact Current Rating:0.5 Amperes.
 Dielectric Withstanding Voltage:AC500V r.m.s.
 Insulation Resistance:1000 MΩ Minimum.
 Contact Resistance:40 mΩ Maximum.

***Environmental:**
 Operating Temperature:-25°C~+90°C.

***Environmental:**
 Mating Cycles:5,000 Insertions.

***Mechanical Characteristics:**
 Card Push Insertion/Out Force:0.7~1.20kgf.
 Contact Separation Force:0.20kgf Minimum.

***Material:**
 Insulator:HI-Temp Plastic UL 94V-0 Rated.
 Contact:Copper Alloy(t=0.15mm).
 Shell:Stainless Steel(t=0.15mm).
 Spring:SWP.